

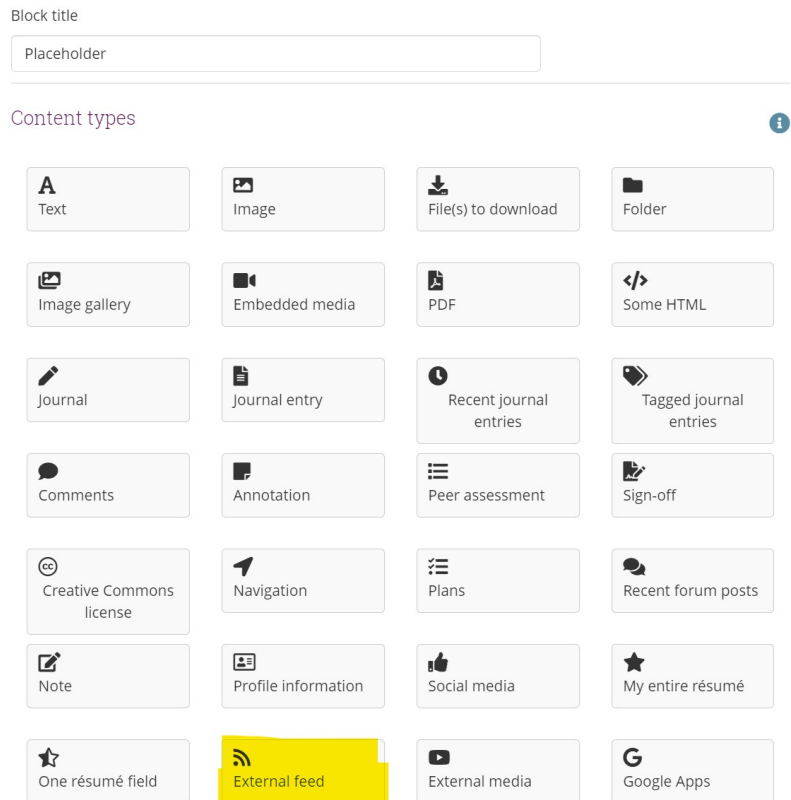






























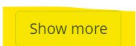
How to insert a RSS feed into a page

1. Login to Mahara.
2. Select a page for editing by clicking its edit button ().
3. Click '  ' to add a new block.



The screenshot shows the 'Block title' field with the placeholder text 'Placeholder'. Below it is the 'Content types' section, which is a grid of 40 block options. The 'External feed' block is highlighted in yellow. A 'Show more' button is visible at the bottom right of the grid.

Content types			
 Text	 Image	 File(s) to download	 Folder
 Image gallery	 Embedded media	 PDF	 Some HTML
 Journal	 Journal entry	 Recent journal entries	 Tagged journal entries
 Comments	 Annotation	 Peer assessment	 Sign-off
 Creative Commons license	 Navigation	 Plans	 Recent forum posts
 Note	 Profile information	 Social media	 My entire résumé
 One résumé field	 External feed	 External media	 Google Apps

4. Click '**Show more**' then select '**External feed**'. 
5. In the Configuration screen, input the name of your feed in the '**Block Title**'.
6. Input the URL of the RSS feed in the '**Feed location**'
(e.g. Local Weather Forecast: <http://rss.weather.gov.hk/rss/LocalWeatherForecast.xml>)
7. Select the number of feed items to show and check whether to show feed items in full.
8. Click '**Save**' to finish.

Fields marked by ** are required.

Block title

HK Weather

If you leave this blank, the title of the feed will be used.

Feed location *

http://rss.weather.gov.hk/rss/LocalWeatherForecast.xml

URL of a valid RSS or ATOM feed

Insecure SSL mode

No

Disable SSL certificate verification. This is not recommended but might be necessary if the feed is served using an invalid or untrusted certificate.

HTTP username

Username (HTTP basic authentication) needed to access this feed (if required)

HTTP password

Password (HTTP basic authentication) needed to access this feed (if required)

Items to show

10

Between 1 and 20

Show feed items in full

No

Whether to show a summary of the feed items or show the full text for each one.

Tags

Type in a search term



Search for/enter tags for this block.

Retractable

No

Select to allow this block to be retracted when the header is clicked.

Save

[Remove](#)

A sample RSS feed in a page

This is the Demo test of Lingnan i-Portfolio.

HK Weather 



Local Weather Forecast

Bulletin updated at 14:45 HKT 30/06/2021

Published on 30 June 2021, 14:45

Last updated on 30 June 2021, 15:25