

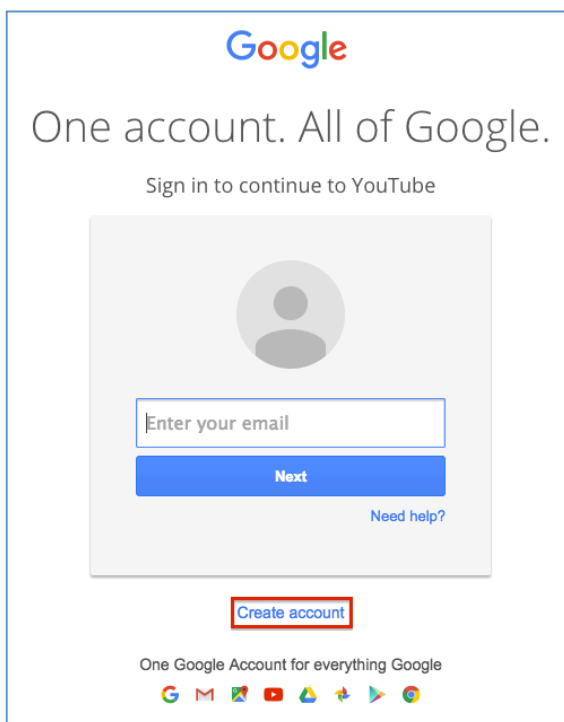
How to upload a video to YouTube and embed it in Mahara

Introduction

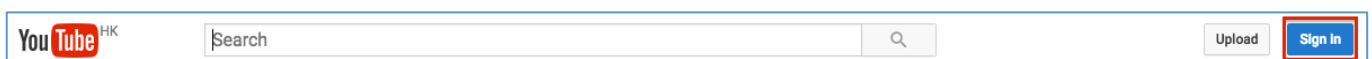
Due to the limitation of storage space in Mahara (up to 250 MB per user), you are recommended to upload your video to YouTube and then embed the YouTube video in Mahara.

Uploading a video to YouTube

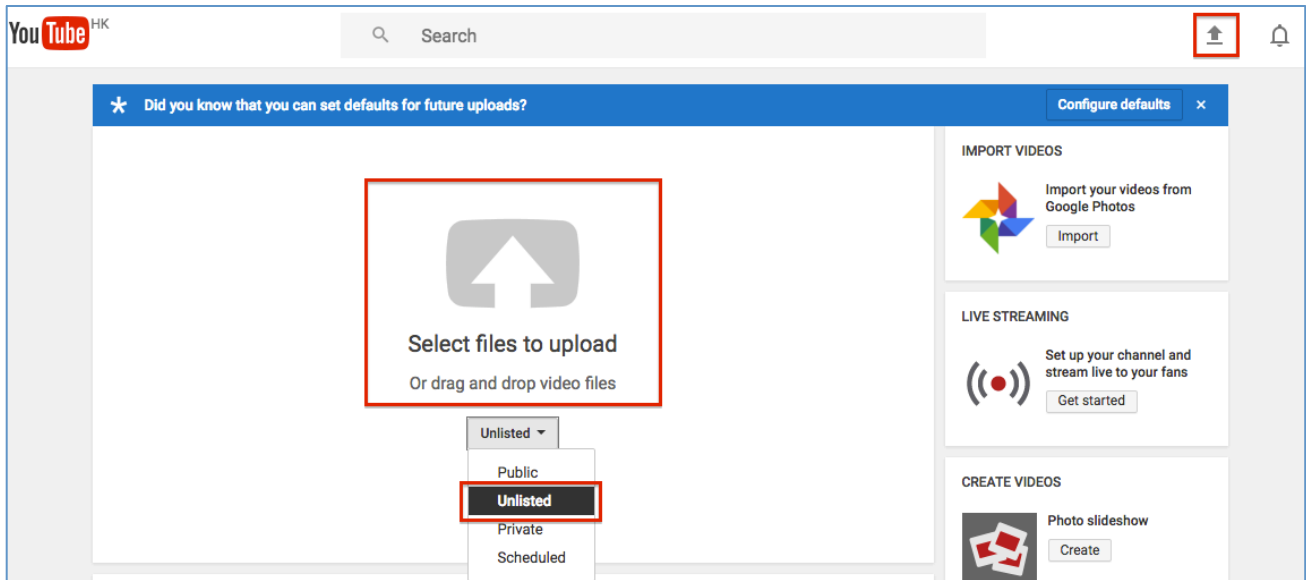
1. Create a Google account if you do not have it.



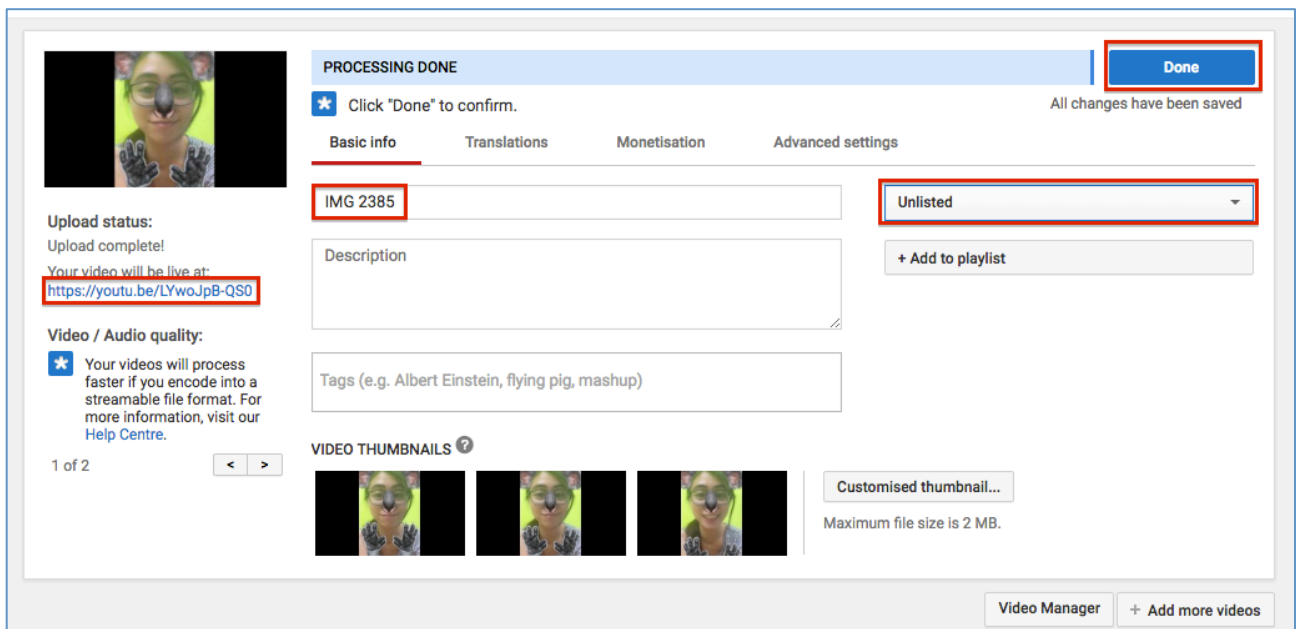
2. Login YouTube using your Google username and password.



3. Upload your video to YouTube. Make your uploaded video “unlisted”.



4. Change the title and copy its link.



5. In Mahara, Click the ‘+’ add a new block. Click the ‘**Show more**’ button and then click ‘**External media**’.

Placeholder Configure

Block title
Placeholder

Content types

Text	Image	File(s) to download	Folder
Image gallery	Embedded media	PDF	Some HTML
Journal	Journal entry	Recent journal entries	Tagged journal entries
Comments	Annotation	Peer assessment	Sign-off
Creative Commons license	Navigation	Plans	Recent forum posts
Note	Profile information	Social media	My entire résumé
One résumé field	External feed	External media	Google Apps

Show more

Fields marked by * are required.

Block title
Lingnan University

URL or embed code *

```
<iframe width="560" height="315"
src="https://www.youtube.com/embed/bcTcm6ZtoHU"
title="YouTube video player" frameborder="0"
allow="accelerometer; autoplay; clipboard-write; encrypted-
media; gyroscope; picture-in-picture" allowfullscreen></iframe>
```

Paste the embed code or the URL of the page where the content is located. Embed code containing <iframe> tags is allowed from the following sites:



URLs from the following sites are allowed:

The following embed services for embedding content are supported:

6. Paste the copied Youtube link and change the title.

Width
560

Height
349

Width and height fields are only used for URLs. If you have entered embed or iframe code above, you need to update the width and height within the code itself.

Tags
Type in a search term

Search for/enter tags for this block.

Retractable
No

Select to allow this block to be retracted when the header is clicked.

Save Cancel

7. The YouTube video insert to the page now.



Introduction | Edit ⓘ


This area shows a preview of what your page looks like. Changes are saved automatically. Drag 'Add a new block' onto the page to add one. You can then choose what type of block it will be. You can then also drag blocks around the page to change their position.




Introduction ⚙️ 🗑️

This is a demo sample. ↔️

Image ⚙️ 🗑️



Video ⚙️ 🗑️



Lingnan University ⚙️ 🗑️

