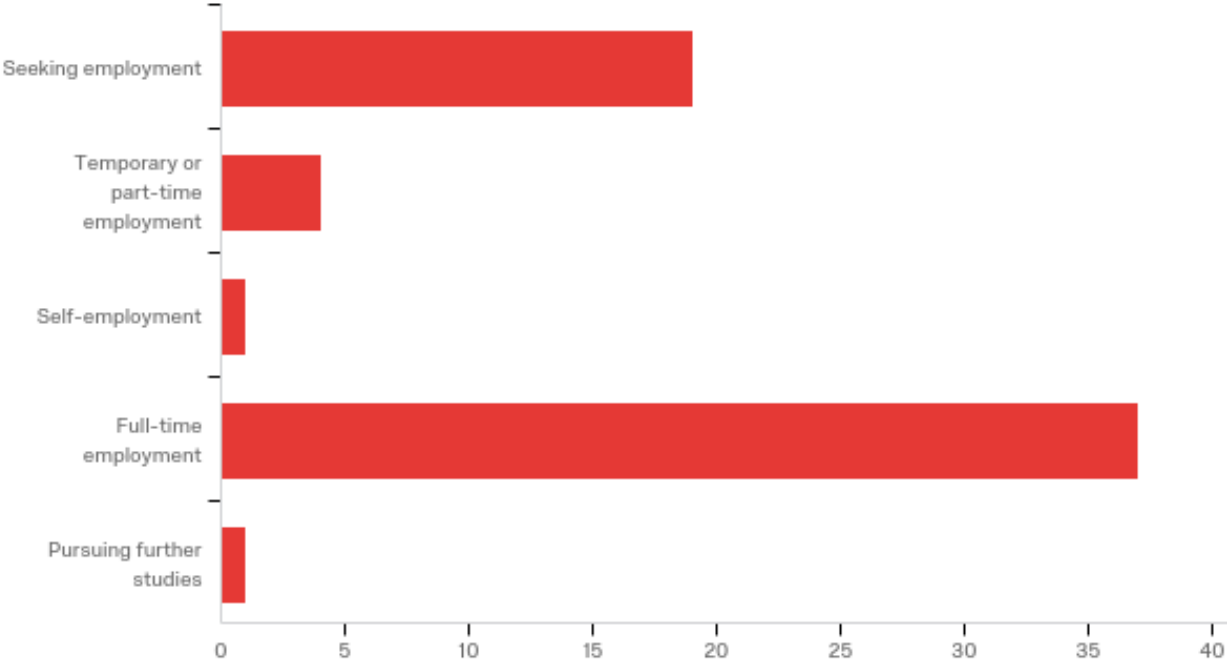
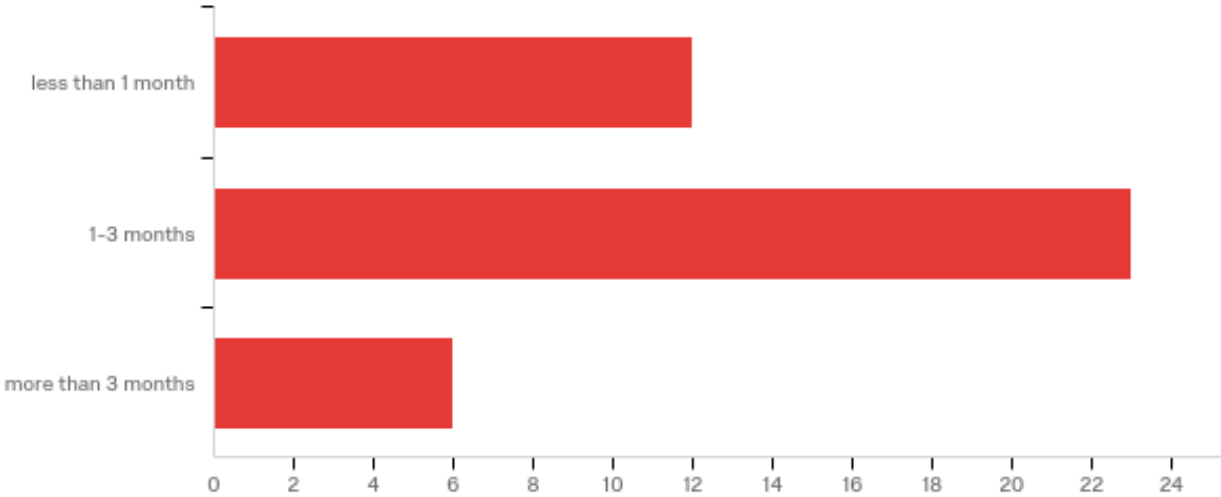


### Q10 - Current employment status



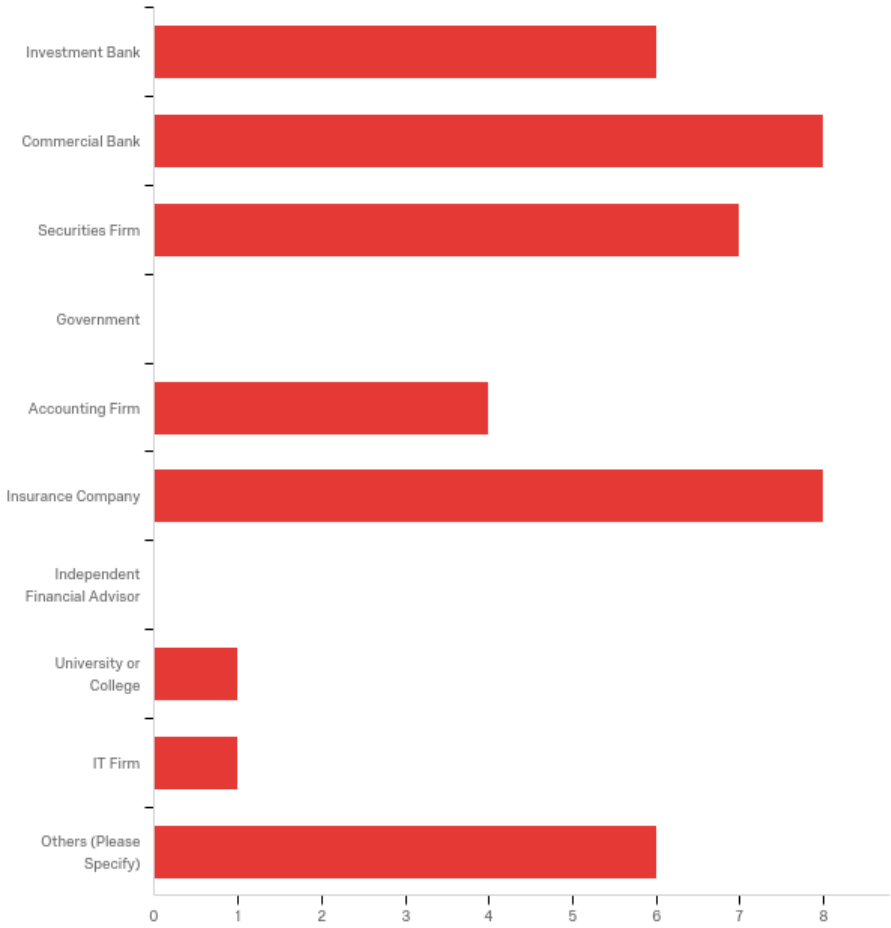
#	Answer	%	Count
1	Seeking employment	30.65%	19
2	Temporary or part-time employment	6.45%	4
3	Self-employment	1.61%	1
4	Full-time employment	59.68%	37
5	Pursuing further studies	1.61%	1
	Total	100%	62

**Q11 - Time taken to obtain the first job after completing MIBF**



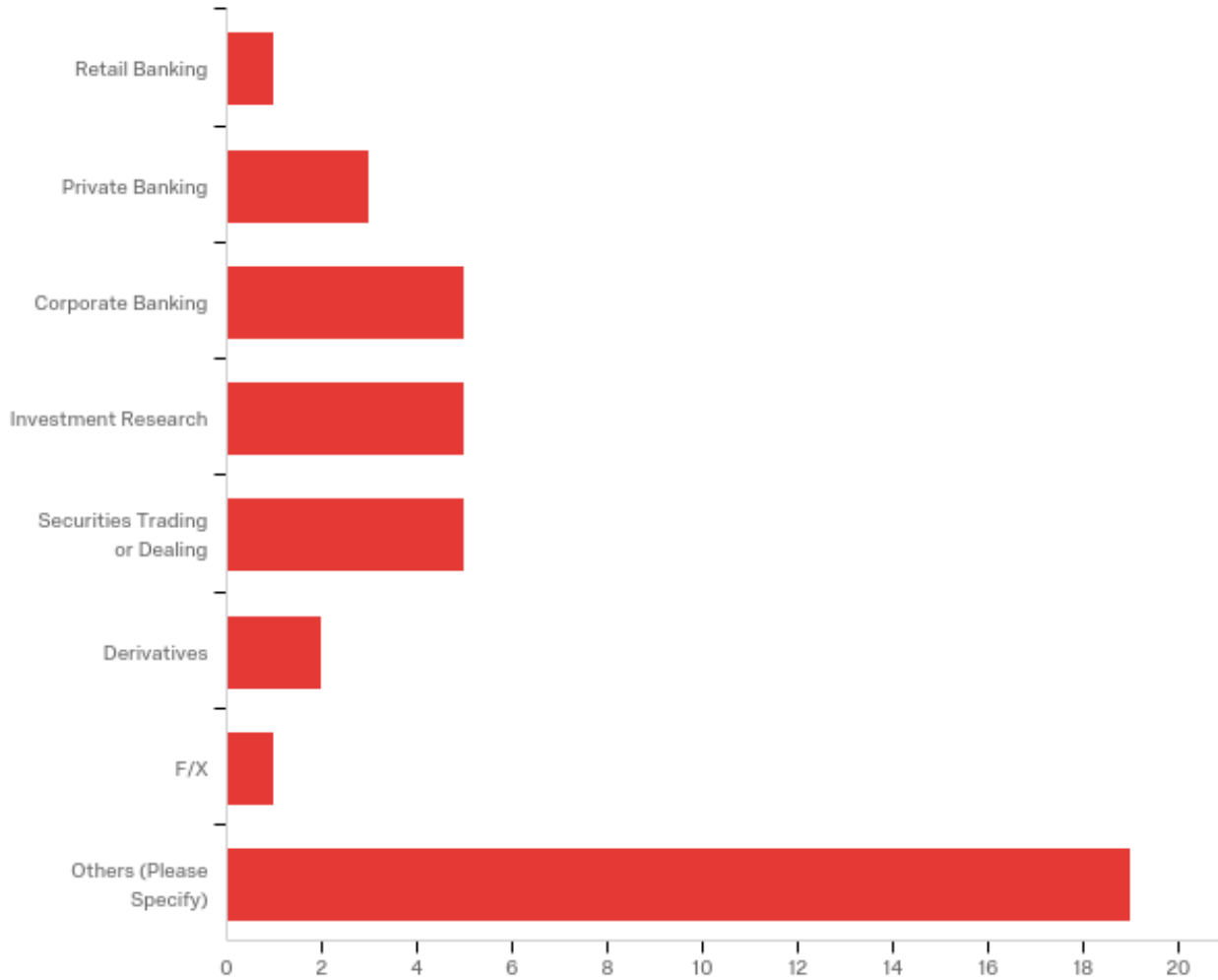
#	Answer	%	Count
1	less than 1 month	29.27%	12
2	1-3 months	56.10%	23
3	more than 3 months	14.63%	6
	Total	100%	41

# Q12 - Employer



#	Answer	%	Count
1	Investment Bank	14.63%	6
2	Commercial Bank	19.51%	8
3	Securities Firm	17.07%	7
4	Government	0.00%	0
5	Accounting Firm	9.76%	4
6	Insurance Company	19.51%	8
7	Independent Financial Advisor	0.00%	0
8	University or College	2.44%	1
9	IT Firm	2.44%	1
10	Others (Please Specify)	14.63%	6
	<b>Total</b>	<b>100%</b>	<b>41</b>

### Q13 - Field of job



#	Answer	%	Count
1	Retail Banking	2.44%	1
2	Private Banking	7.32%	3
3	Corporate Banking	12.20%	5
4	Investment Research	12.20%	5
5	Securities Trading or Dealing	12.20%	5
6	Derivatives	4.88%	2
7	F/X	2.44%	1
8	Others (Please Specify)	46.34%	19
	Total	100%	41