

# HK Children Happiness Index 2015

## 2015年香港兒童快樂指數

何灝生

Lok Sang HO

Centre for Public Policy Studies

Lingnan University

Commissioned by

Early Childhood Development Research Foundation

香港嬰幼兒發展研究基金會



2016

## Acknowledgments

- We thank Henderson Land for the funding that facilitated the commissioning of this project by the HK Early Childhood Development Research Foundation.
- We thank Centaline Property Agency Ltd for offering us the venue for the press conference.
- We thank the Public Governance Programme of Lingnan University, and the support of participating schools, parents, and students, for helping with the successful completion of the survey.

- We started to contact the schools in October, 2015. Questionnaires were sent to participating schools in November 2015, and received in November 2015 to January 2016.
  - 2015年10月至2016年1月間完成
- A total of 9 primary schools, and 14 secondary schools participated in the Survey.
  - 9所小學 + 14所中學參與
- A total of 1,146 student questionnaires (primary 428; secondary 718), 948 “parent 1” questionnaires (primary 341; secondary 607) and 534 “parent 2” questionnaires (primary 177; secondary 357) were collected.
- 1146學童參與；948+561父母回答家長問卷

3

School ID	Student		Parent 1		Parent 2	
	N	%	N	%	N	%
<b>Primary</b>						
P1	25	2.18%	18	1.90%	7	1.25%
P2	41	3.58%	28	2.95%	24	4.28%
P3	61	5.32%	58	6.12%	41	7.31%
P4	62	5.41%	61	6.43%	33	5.88%
P5	30	2.62%	28	2.95%	16	2.85%
P7	64	5.58%	60	6.33%	29	5.17%
P6	45	3.93%	-	-	-	-
P8	51	4.45%	41	4.32%	27	4.81%
P9	49	4.28%	47	4.96%	27	4.81%
<b>Secondary</b>						
S1	56	4.89%	55	5.80%	-	-
S2	52	4.54%	48	5.06%	16	2.85%
S3	57	4.97%	53	5.59%	34	6.06%
S4	64	5.58%	60	6.33%	38	6.77%
S5	56	4.89%	46	4.85%	27	4.81%
S6	34	2.97%	29	3.06%	20	3.57%
S7	54	4.71%	44	4.64%	33	5.88%
S8	48	4.19%	44	4.64%	31	5.53%
S9	36	3.14%	11	1.16%	6	1.07%
S10	38	3.32%	34	3.59%	25	4.46%
S11	60	5.24%	45	4.75%	26	4.63%
S12	61	5.32%	56	5.91%	52	9.27%
S13	62	5.41%	58	6.12%	32	5.70%
S14	40	3.49%	24	2.53%	17	3.03%
<b>Total</b>	<b>1146</b>	<b>100%</b>	<b>948</b>	<b>100%</b>	<b>561</b>	<b>100%</b>

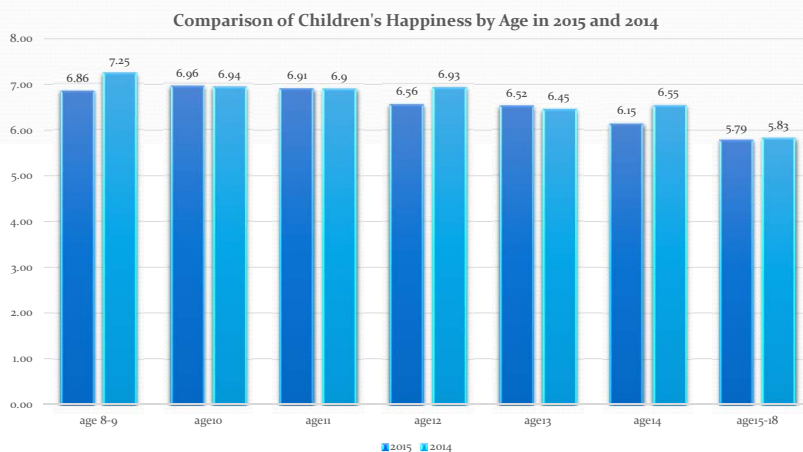
**Summary of Findings Table:  
Happy and Unhappy Children whose Parents are Caring  
父母關係、家庭財政情況、壓力與學童快樂關係密切**

	Range	Happy children (happiness $\geq$ 6) 快樂兒童			Unhappy children (happiness $\leq$ 4) 不快樂兒童			t-test
		M	SD	N	M	SD	N	
Parents' relationships 雙親關係	1 - 5	4.08	0.96	706	3.04	1.28	162	t(866)=11.63, P=0.000
Children's pressure (academic)學業壓力	1 - 5	3.15	0.79	733	3.64	0.76	177	t(908)=11.93, P=0.000
Children's pressure (extra curricular)活動壓力	1 - 5	2.21	0.85	733	2.67	0.96	178	T(909)=6.36 , P=0.000
Parents' disciplinary severity on misbehavior 管教嚴厲程度	1 - 5	2.28	0.78	703	2.72	0.87	166	t(867)=5.00, P=0.000
Children's age 兒童年歲	8 - 18	12.29	1.72	731	12.62	1.89	178	t(907)=2.31, P=0.0175
Parents' age 家長年歲	21 - 77	43.77	6.45	508	44.16	7.79	120	t(698)=0.51, P=0.021
Children's perception of financial wellbeing 財政狀況觀感	1 - 5	4.25	0.91	738	3.18	1.44	179	t(915)=12.11, P=0.000

5

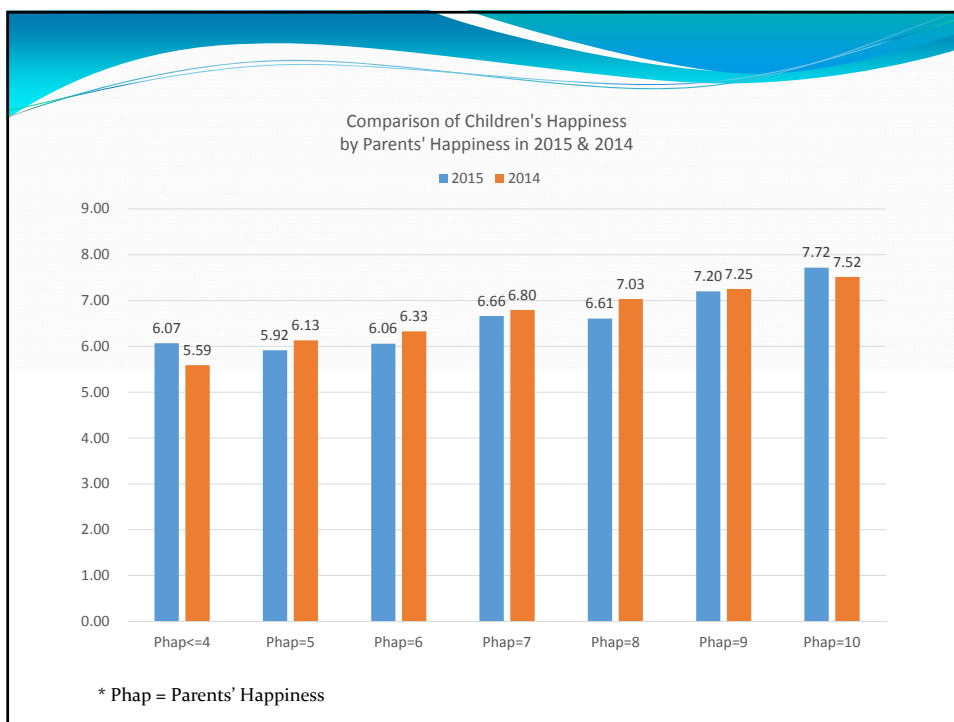
關鍵因素	Year	Happy children (Happiness $\geq$ 6)	Unhappy children (Happiness $\leq$ 4)	t-test
雙親關係 Parental Relations	2013	M = 4.11, N = 786	M = 3.23, N = 91	t(875) = 7.93; p = 0.000
	2014	M = 4.01, N = 784	M = 3.38, N = 154	t(936) = 6.49; p = 0.000
	2015	M = 4.08, N = 706	M = 3.04, N = 162	t(866) = 11.63; p = 0.000
責罰嚴厲度 Disciplining Score	2013	M = 2.46, N = 803	M = 2.75, N = 96	t(897) = 3.43; p = 0.000
	2014	M = 2.44, N = 784	M = 2.67, N = 159	t(941) = 3.29; p = 0.000
	2015	M = 2.28, N = 703	M = 2.72, N = 166	t(842) = 4.35; p = 0.000
學業壓力 Pressures (academic)	2013	M = 2.68, N = 797	M = 3.44, N = 101	t(896) = 7.78; p = 0.000
	2014	M = 2.83, N = 807	M = 3.46, N = 167	t(972) = 8.26; p = 0.000
	2015	M = 2.85, N = 733	M = 3.64, N = 177	t(908) = 11.93; p = 0.000
活動壓力 Pressures (activities)	2013	M = 2.04, N = 813	M = 2.61, N = 103	t(914) = 4.10; p = 0.000
	2014	M = 2.17, N = 807	M = 2.57, N = 169	t(971) = 4.50; p = 0.000
	2015	M = 2.27, N = 733	M = 2.67, N = 178	t(909) = 6.36; p = 0.000
物質富足感 Perception on financial wellbeing	2013	M = 4.01, N = 802	M = 3.25, N = 93	t(893) = 7.7; p = 0.000
	2014	M = 4.06, N = 801	M = 3.43, N = 164	t(963) = 6.97; p = 0.000
	2015	M = 4.25, N = 738	M = 3.18, N = 179	t(915) = 12.11; p = 0.000
家庭生活 Family Life Score	2013	M = 1.29, N = 809	M = 0.25, N = 102	t(909) = 9.38; p = 0.000
	2014	M = 1.31, N = 702	M = 0.42, N = 134	t(834) = 9.46; p = 0.000
	2015	M = 1.45, N = 650	M = 0.46, N = 139	t(787) = 11.12; p = 0.000
家庭快樂感 Happy Family Score	2013	M = 4.17, N = 806	M = 3.10, N = 101	t(905) = 9.07; p = 0.000
	2014	M = 4.12, N = 774	M = 3.36, N = 151	t(923) = 8.20; p = 0.000
	2015	M = 4.15, N = 699	M = 2.84, N = 160	t(857) = 15.53; p = 0.000

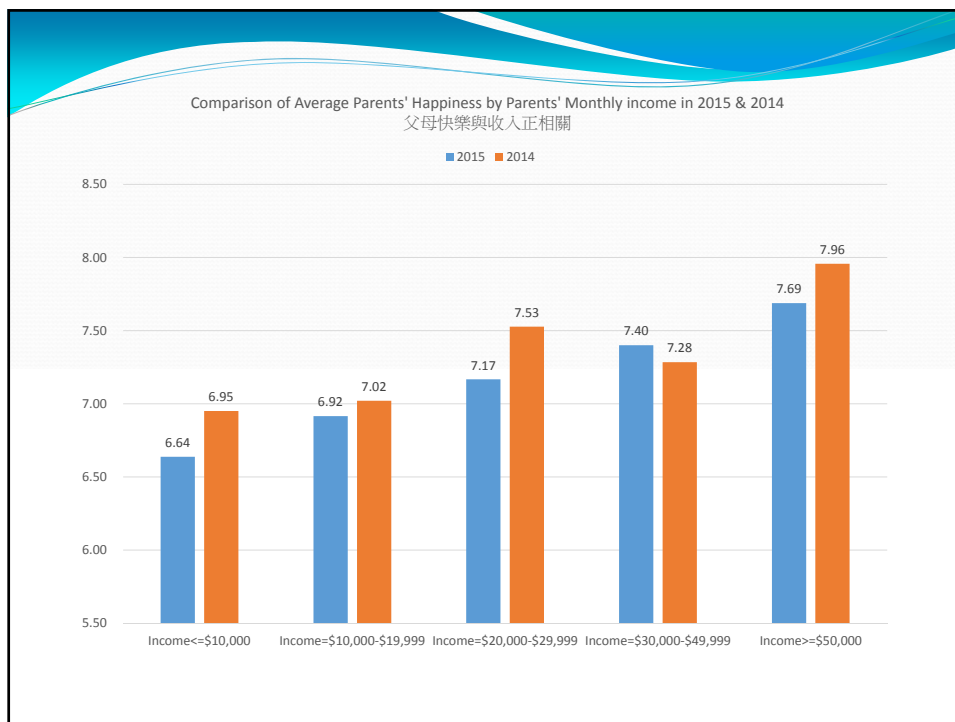
## 8-9歲跌幅明顯



Age	2015	2014	2013	2012
8-9	6.86	7.25	7.82	7.94
10	6.96	6.94	7.75	6.96
11	6.91	6.9	7.44	7.31
12	6.56	6.93	7.33	6.93
13	6.52	6.45	7	6.37
14	6.15	6.55	6.67	6.55
15-18	5.79	5.83	6.58	6.33
Average	6.49	6.74	7.23	6.91

	小學4	小學5	小學6	中學1	中學2	中學3
Very unhappy (0-2)	8	6	10	9	12	8
Neutral (3-7)	40	57	92	68	171	175
Very happy (8-10)	46	63	86	40	87	77
Mean	6.93	6.98	6.86	6.22	6.32	6.18
% of very unhappy	8.51%	4.76%	5.32%	7.69%	4.44%	3.08%
% of very happy	48.94%	50%	45.74%	34.19%	32.22%	29.62%
Obs	94	126	188	117	270	260





2015 學業壓力急增

School Work Pressure Distribution Percentages				
	2015	2014	2013	2012
Low	13.68%	15.5%	27.7%	20.3%
Middle	68.67%	69.9%	54.1%	55.7%
High	17.65%	14.6%	18.2%	24.0%
Extra-curricular Activities Pressure Distribution Percentages				
Low	50.6%	53.2%	60.5%	57.2%
Middle	42.83%	40.3%	27.4%	24.2%
High	6.57%	6.5%	12.1%	18.6%

## Mental Capital: 心理資本

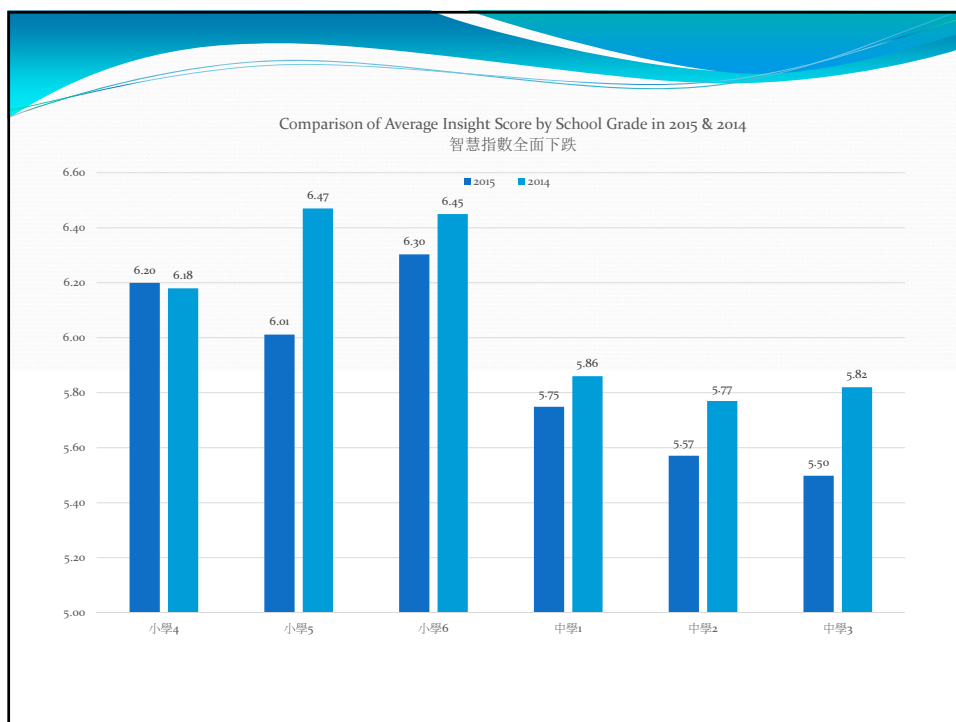
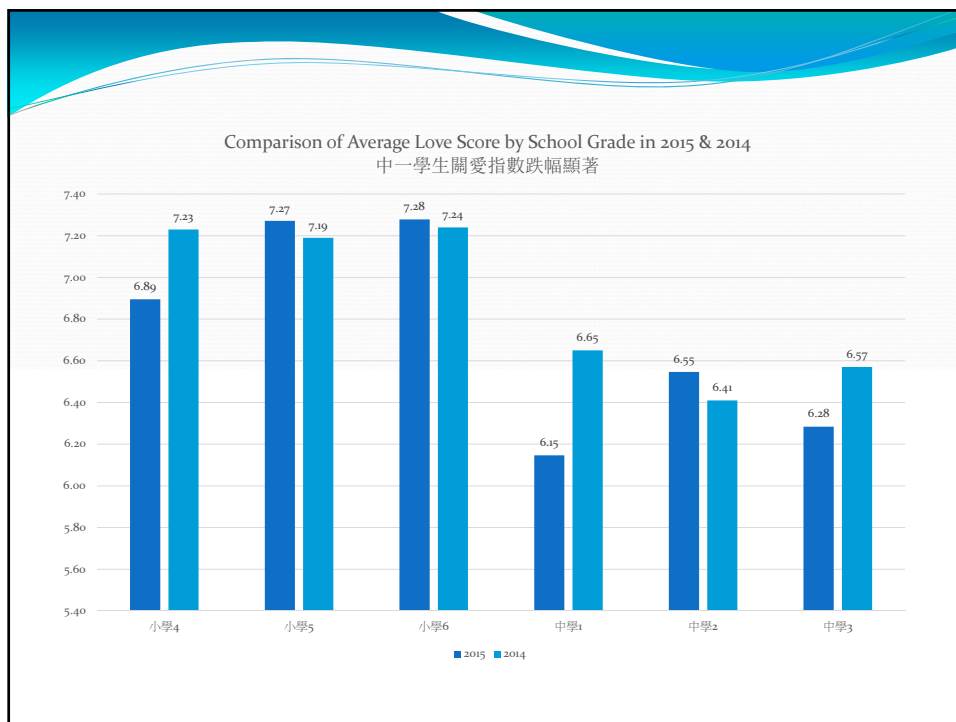
### The Key to Successful Living

- **Love 關愛**
  - 你樂於為爸媽做些事情
  - 你樂於為有需要的人做些事情
- **Insight 智慧**
  - 接受別人批評並不難受
  - 做事不一定要優勝於別人，但一定要盡最大的努力
  - 你懂得把握時間的分配
  - 你不嚮往奢華的生活

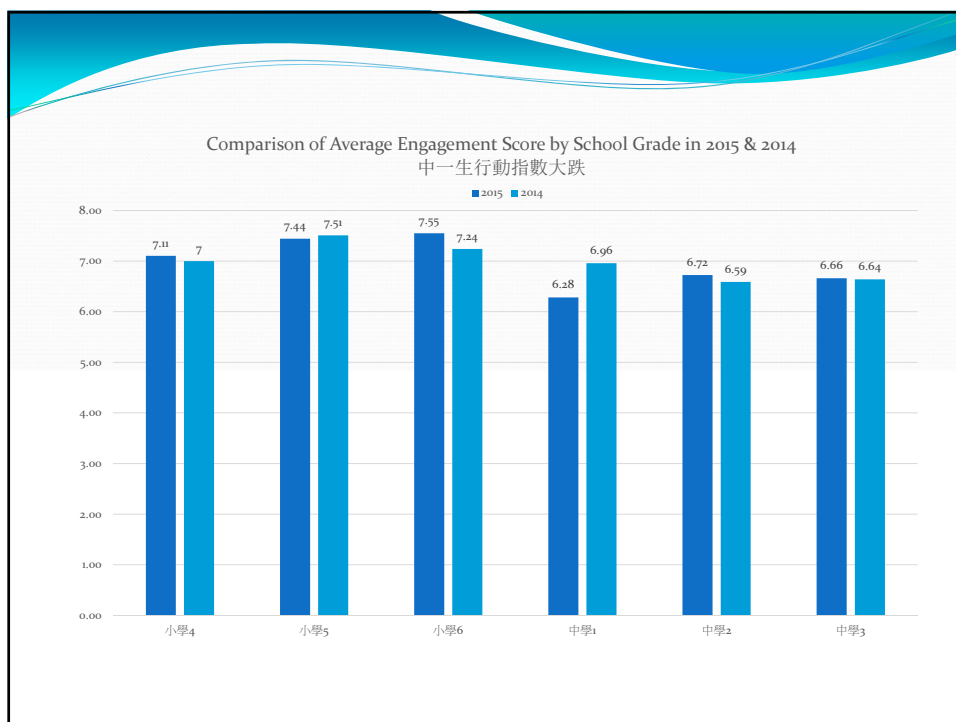
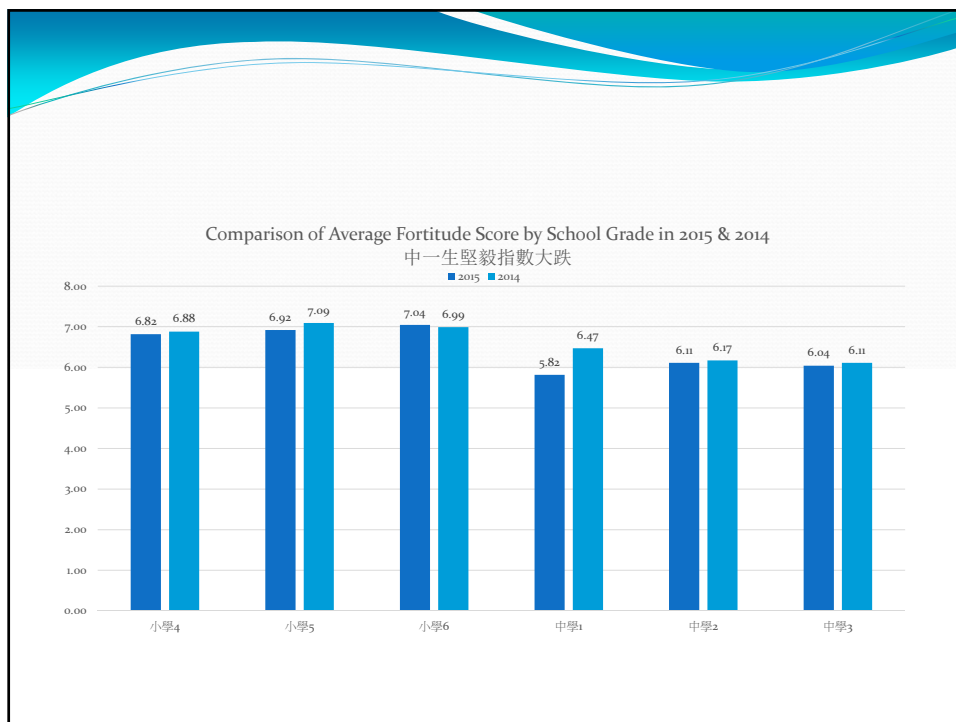
13

- **Fortitude 堅毅**
  - 你有勇氣面對困難
  - 當你決定要做一件事時，你不會輕易放棄
- **Engagement 行動**
  - 你經常全心全意努力做好每一件事
  - 你積極尋找有興趣的事情來做

14







```
• . reg hap love insight fortitude engagement
```

Source	SS	df	MS	Number of obs =	1033
Model	999.171461	4	249.792865	F( 4, 1028) =	61.18
Residual	4196.97181	1028	4.0826574	Prob > F =	0.0000
				R-squared =	0.1923
				Adj R-squared =	0.1891
Total	5196.14327	1032	5.03502255	Root MSE =	2.0206

hap	Coef.	Std. Err.	t	P> t	[95% Conf. Interval]
love	.2272979	.0397156	5.72	0.000	.1493651 .3052307
insight	.3227325	.0467002	6.91	0.000	.2310939 .414371
fortitude	.0128876	.0427216	0.30	0.763	-.070944 .0967192
engagement	.0848233	.0461195	1.84	0.066	-.0056758 .1753225
_cons	2.425682	.2778522	8.73	0.000	1.88046 2.970904

```
• . reg hap love insight fortitude engagement age
```

Source	SS	df	MS	Number of obs =	1020
Model	1017.13715	5	203.427429	F( 5, 1014) =	50.14
Residual	4113.85893	1014	4.05706009	Prob > F =	0.0000
				R-squared =	0.1982
				Adj R-squared =	0.1943
Total	5130.99608	1019	5.03532491	Root MSE =	2.0142

hap	Coef.	Std. Err.	t	P> t	[95% Conf. Interval]
love	.2270422	.039962	5.68	0.000	.1486245 .3054598
insight	.3274938	.0469542	6.97	0.000	.2353552 .4196324
fortitude	.00117	.0430719	0.03	0.978	-.0833503 .0856903
engagement	.0841652	.0461573	1.82	0.069	-.0064097 .17474
age	-.0579054	.037695	-1.54	0.125	-.1318745 .0160637
_cons	3.192889	.6045012	5.28	0.000	2.006673 4.379106

```

    . reg hap love insight fortitude engagement male age page pedu finwelloff
  
```

Source	SS	df	MS	Number of obs = 688		
Model	734.514975	9	81.612775	F( 9, 678) = 21.80		
Residual	2538.13619	678	3.7435637	Prob > F = 0.0000		
				R-squared = 0.2244		
				Adj R-squared = 0.2141		
				Root MSE = 1.9348		
-----						
hap	Coef.	Std. Err.	t	P> t	[95% Conf. Interval]	
love	.1390395	.0498417	2.79	0.005	.0411768	.2369022
insight	.3426116	.0551215	6.22	0.000	.2343822	.4508409
fortitude	.042797	.0512268	0.84	0.404	-.0577853	.1433793
engagement	.0344361	.0560237	0.61	0.539	-.0755647	.144437
male	-.2123467	.1530619	-1.39	0.166	-.512879	.0881855
age	-.0683374	.0464212	-1.47	0.141	-.1594839	.0228091
page	-.0072666	.0109343	-0.66	0.507	-.0287358	.0142026
pedu	.1320687	.1488982	0.89	0.375	-.1602882	.4244256
finwelloff	.3875902	.0892679	4.34	0.000	.2123153	.562865
_cons	2.586029	.9306655	2.78	0.006	.7586956	4.413361

	Hap	Love	Insight	Fortitude	Engagement	phap	PLove	PInsight	PFortitude	PEngagement
Hap	1									
Love	0.35	1								
Insight	0.38	0.48	1							
Fortitude	0.29	0.50	0.49	1						
Engagement	0.30	0.53	0.47	0.62	1					
phap	0.19	0.13	0.12	0.12	0.06	1				
PLove	0.12	0.13	0.07	0.10	0.12	0.27	1			
PInsight	0.16	0.18	0.13	0.12	0.14	0.35	0.59	1		
PFortitude	0.10	0.09	0.09	0.10	0.13	0.29	0.51	0.56	1	
PEngagement	0.11	0.05	0.06	0.08	0.09	0.38	0.47	0.55	0.66	1

## 雙親智慧對孩子影響大

```
. reg hap plove pinsight pfortitude pengagement
```

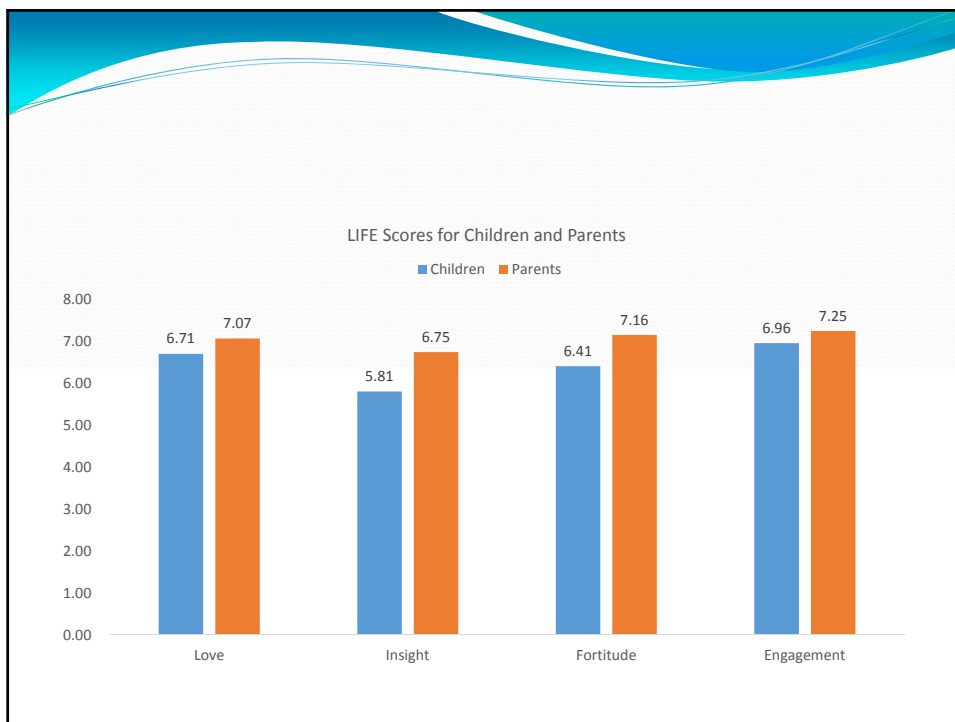
Source	SS	df	MS			
Model	85.9613175	4	21.4903294	Number of obs =	890	
Residual	4246.35778	885	4.79814439	F( 4, 885) =	4.48	
Total	4332.3191	889	4.87324983	Prob > F =	0.0014	
				R-squared =	0.0198	
				Adj R-squared =	0.0154	
				Root MSE =	2.1905	

hap	Coef.	Std. Err.	t	P> t	[95% Conf. Interval]	
plove	.0473323	.0692886	0.68	0.495	-.0886567	.1833214
pinsight	.1786893	.0856184	2.09	0.037	.0106506	.3467281
pfortitude	-.0098922	.0712922	-0.14	0.890	-.1498136	.1300293
pengagement	.06642	.0739264	0.90	0.369	-.0786716	.2115116
_cons	4.614497	.4757866	9.70	0.000	3.680695	5.548298

## LIFE Definitions for Parents

- 7a. 你很樂意為家庭作出犧牲 **Love**
- 7b. 你從心底關心別人、甚至不認識的人
- 7c. 接受別人批評並不難受 **Insight**
- 7d. 做事不一定要優勝於別人，但一定要盡最大的努力
- 7e. 你懂得把握時間的分配
- 7g. 你有勇氣面對困難 **Fortitude**
- 7h. 當你決定要做一件事時，你不會輕易放棄
- 7i. 你經常全心全意努力做好每一件事 **Engagement**
- 7j. 你積極尋找有興趣的事情做
- 7l. 你並不嚮往奢華的生活



```

    . reg phap plove pinsight pfortitude pengagement male pmale
  
```

Source	SS	df	MS	Number of obs = 1274		
Model	670.009451	6	111.668242	F( 6, 1267) = 41.41		
Residual	3416.79746	1267	2.696762	Prob > F = 0.0000		
Total	4086.80691	1273	3.21037463	R-squared = 0.1639		
				Adj R-squared = 0.1600		
				Root MSE = 1.6422		

phap	Coef.	Std. Err.	t	P> t	[95% Conf. Interval]	
plove	.1013991	.0420679	2.41	0.016	.0188686	.1839296
pinsight	.2242937	.0520665	4.31	0.000	.1221477	.3264397
pfortitude	-.0031327	.0442355	-0.07	0.944	-.0899156	.0836503
pengagement	.3016002	.0457821	6.59	0.000	.211783	.3914173
male	.1353761	.0927949	1.46	0.145	-.0466723	.3174246
pmale	.0757471	.0938522	0.81	0.420	-.1083756	.2598699
_cons	2.614582	.2981491	8.77	0.000	2.029662	3.199502

```

• . reg phap plove pinsight pfortitude pengagement page pedu male pmale

```

Source	SS	df	MS	Number of obs =	1090
Model	617.973912	8	77.246739	F( 8, 1081) =	28.42
Residual	2938.5215	1081	2.71833626	Prob > F =	0.0000
Total	3556.49541	1089	3.26583601	R-squared =	0.1738
				Adj R-squared =	0.1676
				Root MSE =	1.6487

	phap	Coef.	Std. Err.	t	P> t	[95% Conf. Interval]
	plove	.1182312	.0460215	2.57	0.010	.0279295 .2085328
	pinsight	.2230898	.0555509	4.02	0.000	.11409 .3320896
	pfortitude	-.027595	.0473722	-0.58	0.560	-.1205469 .0653569
	pengagement	.3169199	.0495221	6.40	0.000	.2197496 .4140902
	page	-.0103449	.0085939	-1.20	0.229	-.0272075 .0065177
	pedu	.2890365	.0995487	2.90	0.004	.0937059 .4843671
	male	.1210176	.1015887	1.19	0.234	-.0783157 .3203509
	pmale	.1033479	.1113148	0.93	0.353	-.1150697 .3217655
	_cons	2.415705	.530545	4.55	0.000	1.374691 3.45672

```

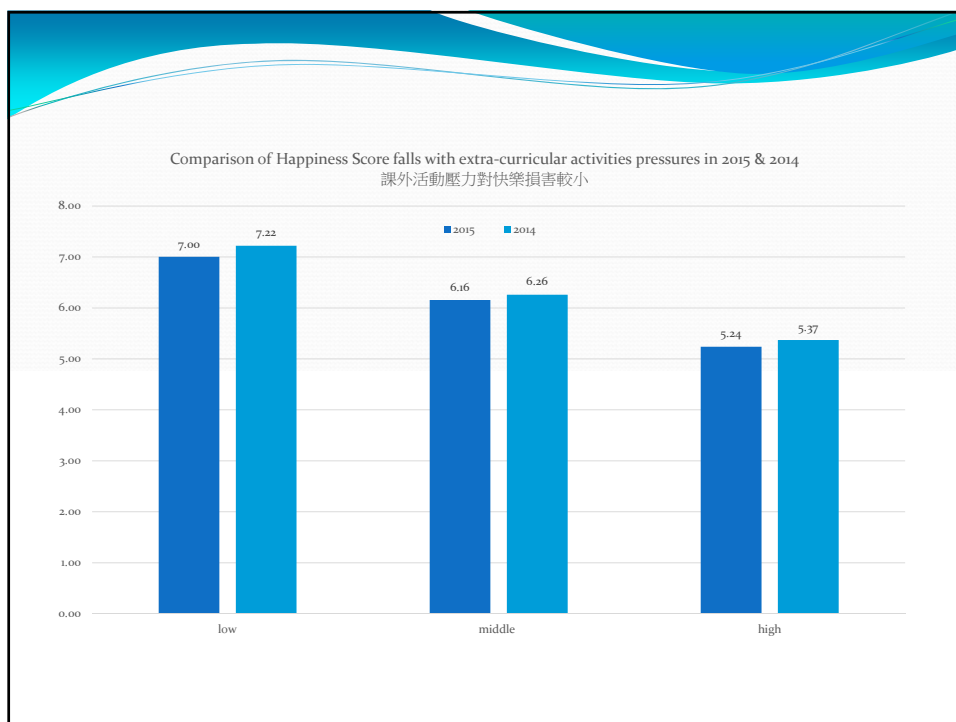
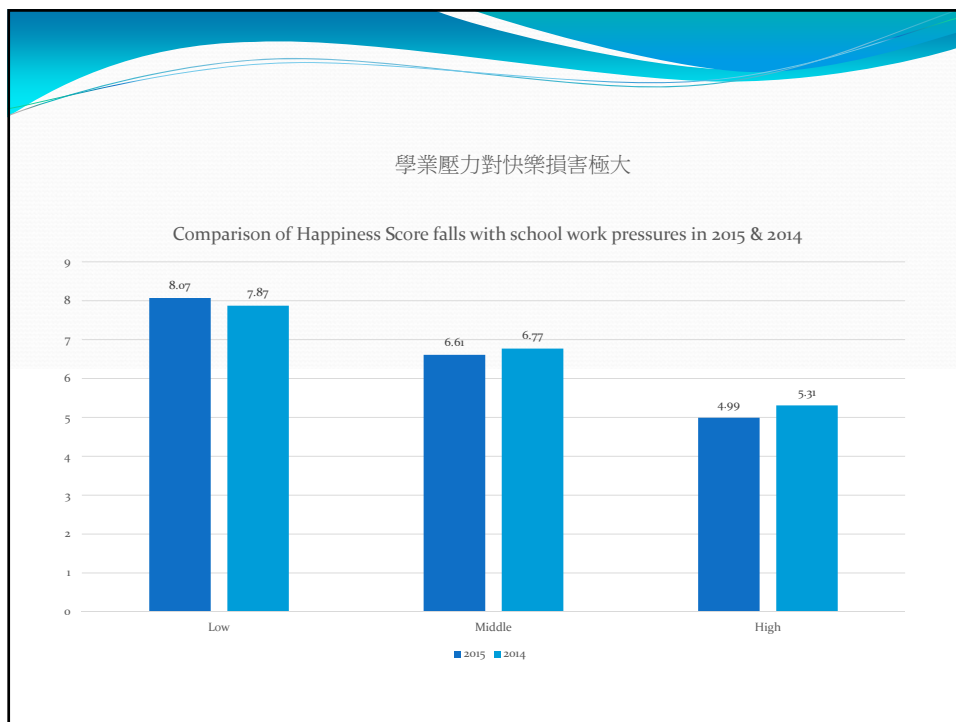
• . reg phap plove pinsight pfortitude pengagement page pedu networking pinc20kup
• > male pmale
• note: networking omitted because of collinearity

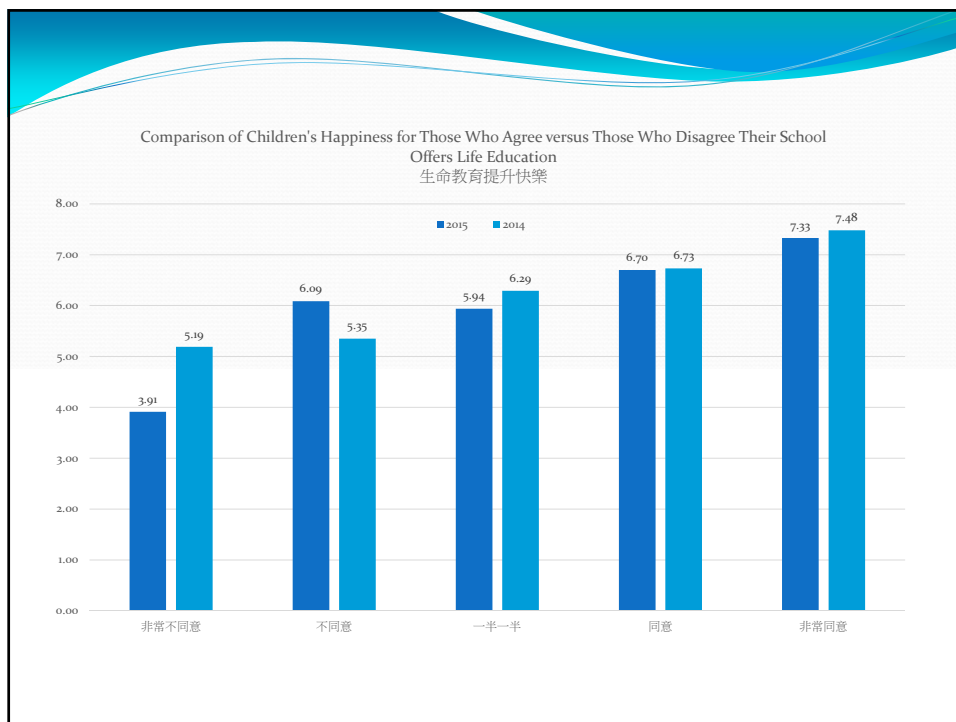
```

Source	SS	df	MS	Number of obs =	448
Model	275.621689	9	30.6246321	F( 9, 438) =	12.71
Residual	1055.50108	438	2.40981982	Prob > F =	0.0000
Total	1331.12277	447	2.97790328	R-squared =	0.2071
				Adj R-squared =	0.1908
				Root MSE =	1.5524

	phap	Coef.	Std. Err.	t	P> t	[95% Conf. Interval]
	plove	.0845975	.070727	1.20	0.232	-.054409 .2236039
	pinsight	.2767463	.0822924	3.36	0.001	.1150093 .4384833
	pfortitude	-.0745484	.0741881	-1.00	0.316	-.2203573 .0712604
	pengagement	.3409605	.0775271	4.40	0.000	.188589 .4933319
	page	.014433	.0134582	1.07	0.284	-.0120177 .0408837
	pedu	.2598914	.1636421	1.59	0.113	-.0617299 .5815127
	networking	0	(omitted)			
	pinc20kup	.2790921	.1654514	1.69	0.092	-.0460853 .6042696
	male	.081779	.1500606	0.54	0.586	-.2131494 .3767074
	pmale	-.0953101	.1635107	-0.58	0.560	-.4166731 .2260529
	_cons	1.361736	.8201081	1.66	0.098	-.2500999 2.973572





Students' Response:		Primary School	Secondary School	Total
50% or more very much agree	2015	1 (out of 9)	0 (out of 14)	1
	2014	2 (out of 10)	0 (out of 10)	2
40% or more very much agree	2015	4 (out of 9)	0 (out of 14)	4
	2014	4 (out of 10)	1 (out of 10)	5
20% or more very much agree	2015	9 (out of 9)	2 (out of 14)	10
	2014	10 (out of 10)	3 (out of 10)	13



### 認同學校提供生命教育的同學更快樂

Life Education 學校提供生命教育	Frequency 人次	Happiness 平均快樂指數
Very much agree 十分認同	252	7.33
Agree 認同	453	6.70
Half half 一半半	314	5.94
Disagree 不認同	47	6.09
Very much disagree 非常不認同	23	3.91

### Family Life “Famlife” definition 和睦家庭定義 (尺度由-3 to +3)

- Famlife is a variable on a scale of -3 to +3, and measures the quality of family life. It is the average of positive qualities minus the average of negative qualities. Since the maximum of the mean of positive scores is 4, and the minimum of the mean of negative scores is 1, the maximum for Famlife is +3. Conversely the minimum of Famlife is -3.
- Average (11b+11d) minus Average(11e+11f+11g+11h+11i+11j)

**The “high quality episodes” are covered by questions 11b and 11d, viz:**

11b. You do many things together with your family, e.g. outing, dining and watching movies (Family Plus Score)

11d. Your parents praise or encourage you (Family Plus Score)

**The “low quality episodes” are covered by 11e, 11f, 11g, 11h, 11i and 11j:**

11e. Your parents have arguments with each other (Family Minus Score)

11f. Your parents have physical fights with each other (Family Minus Score)

11g. Your mom scolds you without a good reason (Family minus Score)

11h. Your dad scolds you without a good reason (Family minus score)

11i. Your mom beats you up without a good reason (Family minus score)

11j. Your dad beats you up without a good reason (Family minus score)

Positive Famlife 從不 很少 有時 經常 +1,+2,+3,+4

- 一家人一起旅行、郊遊、飲茶、看電影或其他活動
- 父母讚賞你

35

Negative Famlife 從不 很少 有時 經常 -1,-2,-3,-4

- 父母之間爭執
- 父母之間打架
- 媽媽無理責罵你
- 爸爸無理責罵你
- 媽媽無理打你
- 爸爸無理打你

36

## Happy Family “Hapfam” definition

### Hapfam

Your mom has a good relationship with your dad

You have a warm, loving family

Hapfam is the average of this two questions and the questions are 1-5 scale.

父母之間的關係非常融洽  
你有一個美滿家庭

37

## 近8%學童家庭欠幸福感 3%學童家庭擾攘

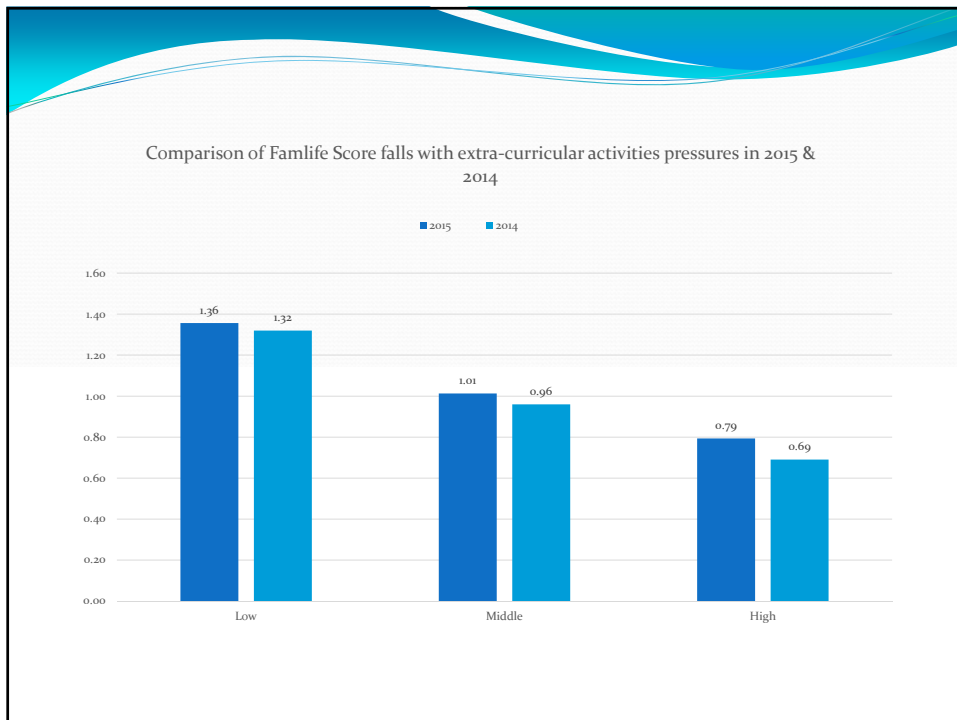
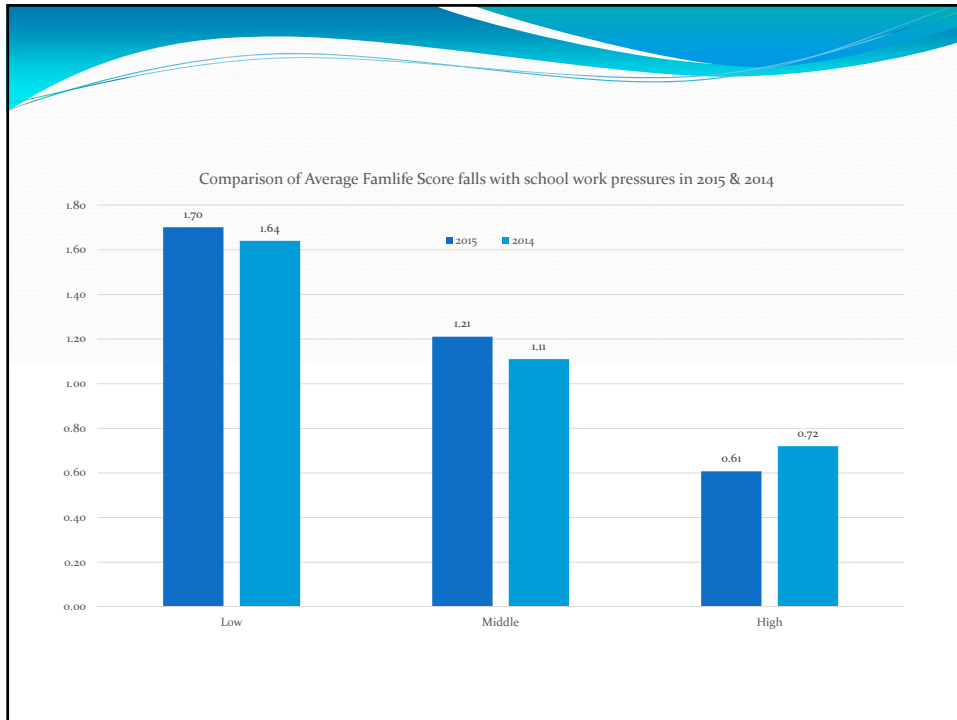
Overview of Family Life: Quality and Behaviour

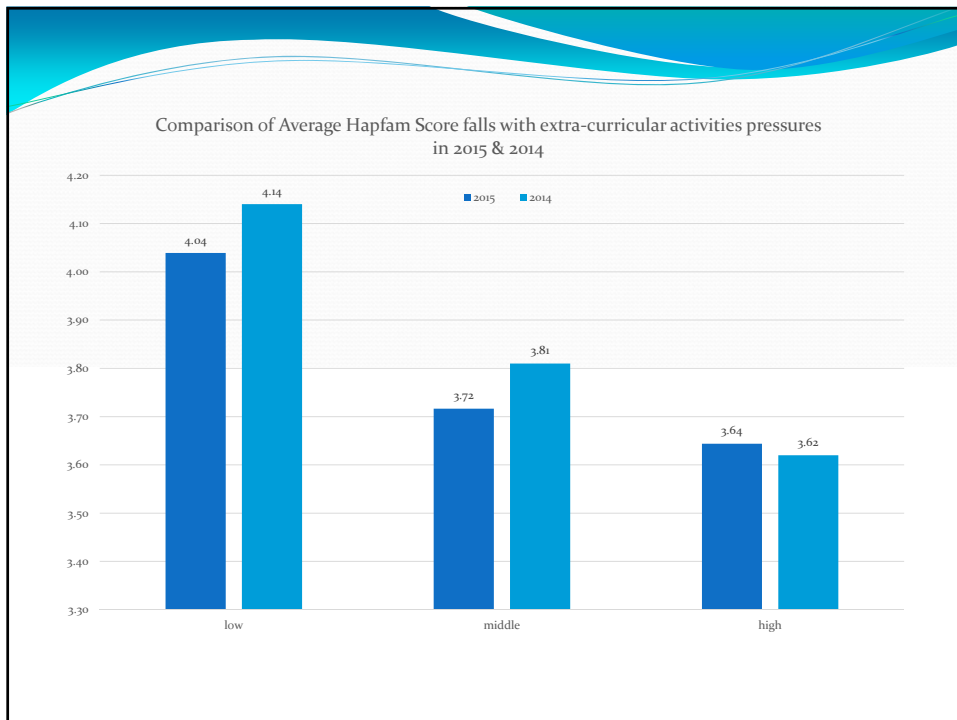
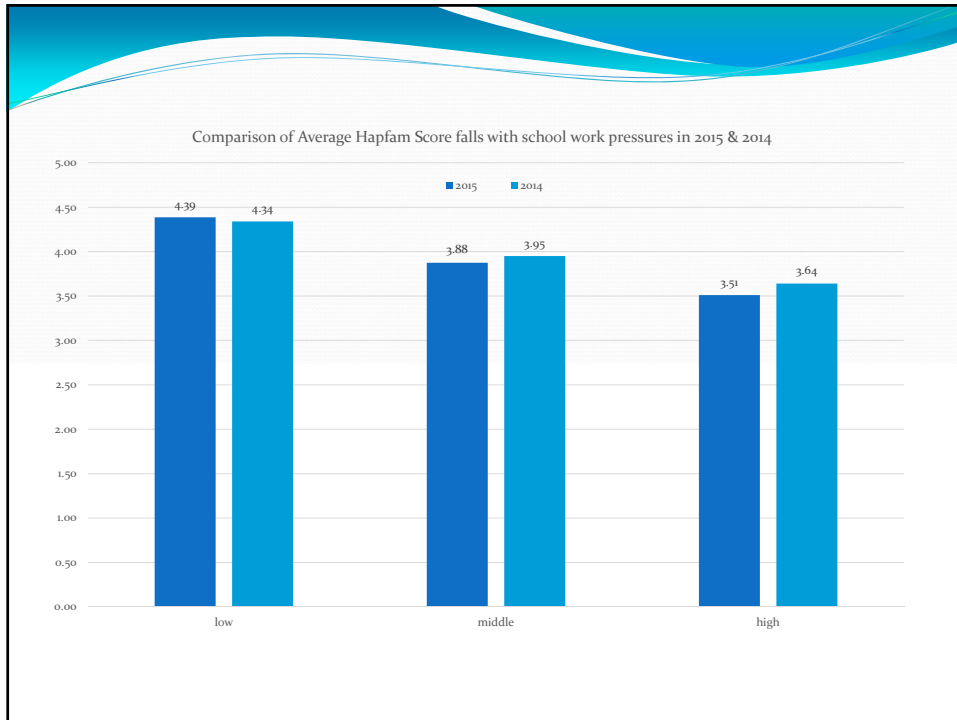
		Range	Freq.	%
Hapfam 家庭 幸福感	Happy	4 - 5	674	63.29%
	Neutral	>2 - <4	308	28.92%
	Unhappy	1 - 2	83	7.79%
Famlife 和睦家庭 生活	Good	1 - 3	600	62.11%
	Neutral	>-1 - <1	337	34.89%
	Bad	-3 - -1	29	2.91%

Age		8	9	10	11	12	13	14	15	16	17	18
Hapfam 家庭幸福感	Happy	40%	80%	79%	73%	63%	63%	56%	44%	50%	0%	100%
	Neutral	40%	20%	23%	21%	32%	29%	33%	45%	31%	100%	0%
	Unhappy	20%	0%	5%	6%	5%	8%	11%	11%	19%	0%	0%
Famlife 和睦家庭生活	Good	33%	59%	79%	72%	65%	61%	56%	47%	50%	100%	50%
	Neutral	67%	36%	21%	24%	33%	36%	42%	50%	38%	0%	50%
	Bad	0%	5%	0%	4%	2%	3%	3%	3%	13%	0%	0%

About 10% in negative territory  
10%學童家庭生活負值

Famlife Score	Frequency	Percentage
-3- <-2	1	0.10%
-2- <-1	23	2.38%
-1 -<0	77	7.97%
0 - <1	265	27.43%
1 - <2	345	35.71%
2 - 3	255	26.40%
Total	966	100.00%





## 2015, using finwelloff

```

. reg famlife pindexschw pindexextact age page pedu sibdum finwelloff male

```

Source	SS	df	MS	Number of obs = 621		
Model	141.125381	8	17.6406727	F( 8, 612)	=	21.94
Residual	492.075098	612	.804044277	Prob > F	=	0.0000
				R-squared	=	0.2229
				Adj R-squared	=	0.2127
Total	633.200479	620	1.0212911	Root MSE	=	.89669

famlife	Coef.	Std. Err.	t	P> t	[95% Conf. Interval]	
pindexschw	-.2639686	.0536821	-4.92	0.000	-.369392	-.1585451
pindexextact	-.0461006	.048559	-0.95	0.343	-.141463	.0492618
age	-.0067098	.0235279	-0.29	0.776	-.052915	.0394955
page	-.0051386	.0056654	-0.91	0.365	-.0162647	.0059874
pedu	.1459948	.0744635	1.96	0.050	-.0002402	.2922298
sibdum	-.1890764	.079988	-2.36	0.018	-.3461607	-.0319921
finwelloff	.3811686	.0432144	8.82	0.000	.2963022	.4660351
male	.0090798	.0743867	0.12	0.903	-.1370044	.155164
_cons	.8023186	.4455079	1.80	0.072	-.0725912	1.677228

## Famlife as Explained by School Work and Extra-Curricular Activities Pressure:課外活動壓力亦不容低估(2014)

```

. reg famlife pindexschw pindexextact age page pedu sibdum finwelloff male

```

Source	SS	df	MS	Number of obs = 735		
Model	125.930051	8	15.7412563	F( 8, 726)	=	20.66
Residual	553.02535	726	.761742907	Prob > F	=	0.0000
				R-squared	=	0.1855
				Adj R-squared	=	0.1765
Total	678.955401	734	.925007358	Root MSE	=	.87278

famlife	Coef.	Std. Err.	t	P> t	[95% Conf. Interval]	
pindexschw	-.1975899	.0453282	-4.36	0.000	-.2865799	-.1085998
pindexextact	-.0844083	.0415019	-2.03	0.042	-.1658864	-.0029302
age	-.0366437	.0187671	-1.95	0.051	-.0734879	.0002006
page	.0014824	.0047839	0.31	0.757	-.0079096	.0108744
pedu	.1592287	.0665651	2.39	0.017	.0285456	.2899118
sibdum	-.069033	.0717761	-0.96	0.336	-.2099466	.0718806
finwelloff	.3030845	.0416221	7.28	0.000	.2213705	.3847985
male	-.0778393	.0676534	-1.15	0.250	-.2106591	.0549804
_cons	.8990385	.3886217	2.31	0.021	.136082	1.661995

## 2015, using pfinwelloff

```
. reg famlife pindexschwkw pindexextact age page pedu sibdum pfinwelloff male
```

Source	SS	df	MS	Number of obs = 627		
Model	95.5832864	8	11.9479108	F( 8, 618)	=	13.26
Residual	557.019846	618	.901326612	Prob > F	=	0.0000
				R-squared	=	0.1465
				Adj R-squared	=	0.1354
Total	652.603133	626	1.04249702	Root MSE	=	.94938

famlife	Coef.	Std. Err.	t	P> t	[95% Conf. Interval]	
pindexschwkw	-.3589853	.0554234	-6.48	0.000	-.4678265	-.2501442
pindexextact	-.0815837	.0510123	-1.60	0.110	-.1817622	.0185947
age	-.0281988	.0245939	-1.15	0.252	-.0764965	.0200989
page	-.0038588	.0060077	-0.64	0.521	-.0156568	.0079393
pedu	.2093825	.0795698	2.63	0.009	.0531225	.3656424
sibdum	-.2107886	.0842256	-2.50	0.013	-.3761918	-.0453855
pfinwelloff	.1466776	.0453994	3.23	0.001	.0575219	.2358333
male	-.0171436	.0785284	-0.22	0.827	-.1713586	.1370713
_cons	2.230889	.4325664	5.16	0.000	1.381411	3.080367

## Famlife as Explained by School Work and Extra-Curricular Activities Pressures Using Parent Perception of Financial Well-Being(壓力損害家庭和睦)

```
. reg famlife pindexschwkw pindexextact age page pedu sibdum pfinwelloff male
```

Source	SS	df	MS	Number of obs = 745		
Model	93.5272719	8	11.690909	F( 8, 736)	=	14.84
Residual	579.908593	736	.787919284	Prob > F	=	0.0000
				R-squared	=	0.1389
				Adj R-squared	=	0.1295
Total	673.435865	744	.905155732	Root MSE	=	.88765

famlife	Coef.	Std. Err.	t	P> t	[95% Conf. Interval]	
pindexschwkw	-.2505814	.0447605	-5.60	0.000	-.3384549	-.1627079
pindexextact	-.1292075	.0412019	-3.14	0.002	-.2100948	-.0483202
age	-.0391682	.0188606	-2.08	0.038	-.0761951	-.0021413
page	-.0011604	.0048265	-0.24	0.810	-.0106357	.0083149
pedu	.198955	.0683876	2.91	0.004	.064697	.333213
sibdum	-.1061951	.0727818	-1.46	0.145	-.2490797	.0366896
pfinwelloff	.1304952	.0426453	3.06	0.002	.0467743	.2142161
male	-.1189943	.0682322	-1.74	0.082	-.2529473	.0149587
_cons	1.984867	.3557957	5.58	0.000	1.286372	2.683363

48



## Hapfam, 2015

```
. reg hapfam pindexschwkw pindexextact age page pedu sibdum finwelloff
```

Source	SS	df	MS	Number of obs = 667		
Model	185.10055	7	26.4429357	F( 7, 659)	=	39.88
Residual	436.945177	659	.663042758	Prob > F	=	0.0000
				R-squared	=	0.2976
				Adj R-squared	=	0.2901
Total	622.045727	666	.934002593	Root MSE	=	.81427

hapfam	Coef.	Std. Err.	t	P> t	[95% Conf. Interval]	
pindexschwkw	-.1521406	.0448894	-3.39	0.001	-.2402841	-.0639971
pindexextact	-.0436891	.0421229	-1.04	0.300	-.1264004	.0390221
age	-.0128642	.0198934	-0.65	0.518	-.0519263	.0261979
page	-.0098928	.0048367	-2.05	0.041	-.0193899	-.0003956
pedu	.0197102	.0637119	0.31	0.757	-.1053927	.1448131
sibdum	-.0405218	.0698659	-0.58	0.562	-.1777084	.0966647
finwelloff	.5029605	.0373798	13.46	0.000	.4295627	.5763584
_cons	3.108063	.3827828	8.12	0.000	2.356442	3.859684

## Hapfam as Explained by School Work and Extra-Curricular Activities Pressures壓力損害家庭幸福感2014

```
. reg hapfam pindexschwkw pindexextact age page pedu sibdum finwelloff
```

Source	SS	df	MS	Number of obs = 795		
Model	160.131978	7	22.8759968	F( 7, 787)	=	35.70
Residual	504.322739	787	.640816695	Prob > F	=	0.0000
				R-squared	=	0.2410
				Adj R-squared	=	0.2342
Total	664.454717	794	.836844732	Root MSE	=	.80051

hapfam	Coef.	Std. Err.	t	P> t	[95% Conf. Interval]	
pindexschwkw	-.1261637	.0388083	-3.25	0.001	-.2023436	-.0499837
pindexextact	-.0434167	.0362197	-1.20	0.231	-.1145153	.0276819
age	.010384	.0161619	0.64	0.521	-.0213415	.0421095
page	-.000994	.0041303	-0.24	0.810	-.0091017	.0071138
pedu	.0489345	.058329	0.84	0.402	-.0655642	.1634333
sibdum	.077889	.0629963	1.24	0.217	-.0457717	.2015497
finwelloff	.4599803	.0350561	13.12	0.000	.3911659	.5287948
_cons	2.414257	.3308427	7.30	0.000	1.764819	3.063696

50

## 父母讓子女覺得被尊重十分重要

```
. reg effcom respop respri age agegap
```

Source	SS	df	MS		Number of obs =
Model	264.201359	4	66.0503398		685
Residual	224.715754	680	.330464344		F( 4, 680) = 199.87
Total	488.917113	684	.7147911		Prob > F = 0.0000
					R-squared = 0.5404
					Adj R-squared = 0.5377
					Root MSE = .57486

	effcom	Coef.	Std. Err.	t	P> t	[95% Conf. Interval]
	respop	.4520125	.0349964	12.92	0.000	.3832986 .5207264
	respri	.2646117	.0342336	7.73	0.000	.1973953 .331828
	age	-.037012	.0129996	-2.85	0.005	-.0625362 -.0114877
	agegap	.0004009	.0034232	0.12	0.907	-.0063203 .0071222
	_cons	1.509732	.2266684	6.66	0.000	1.064678 1.954786

## 雙親關係良好十分重要

```
. reg love parcare respop respri momdadrel finwelloff
```

Source	SS	df	MS		Number of obs =
Model	946.8161	5	189.36322		912
Residual	2554.62133	906	2.81967034		F( 5, 906) = 67.16
Total	3501.43743	911	3.8435098		Prob > F = 0.0000
					R-squared = 0.2704
					Adj R-squared = 0.2664
					Root MSE = 1.6792

	love	Coef.	Std. Err.	t	P> t	[95% Conf. Interval]
	parcare	.261332	.0758409	3.45	0.001	.1124877 .4101762
	respop	.1982421	.0965897	2.05	0.040	.0086766 .3878076
	respri	.4079829	.0894702	4.56	0.000	.2323899 .5835758
	momdadrel	.3274116	.0662609	4.94	0.000	.1973689 .4574543
	finwelloff	.2561117	.0700048	3.66	0.000	.1187213 .3935022
	_cons	1.221695	.3374047	3.62	0.000	.5595094 1.883881

## 責罰最能損害家庭和諧

```
. reg famdishar disciper pindexschw pindexextact finwelloff sibdum age agegap p
> edu
```

Source	SS	df	MS	Number of obs =	633
Model	73.9899577	8	9.24874471	F( 8, 624) =	33.52
Residual	172.163372	624	.275902841	Prob > F =	0.0000
Total	246.15333	632	.389483117	R-squared =	0.3006
				Adj R-squared =	0.2916
				Root MSE =	.52526

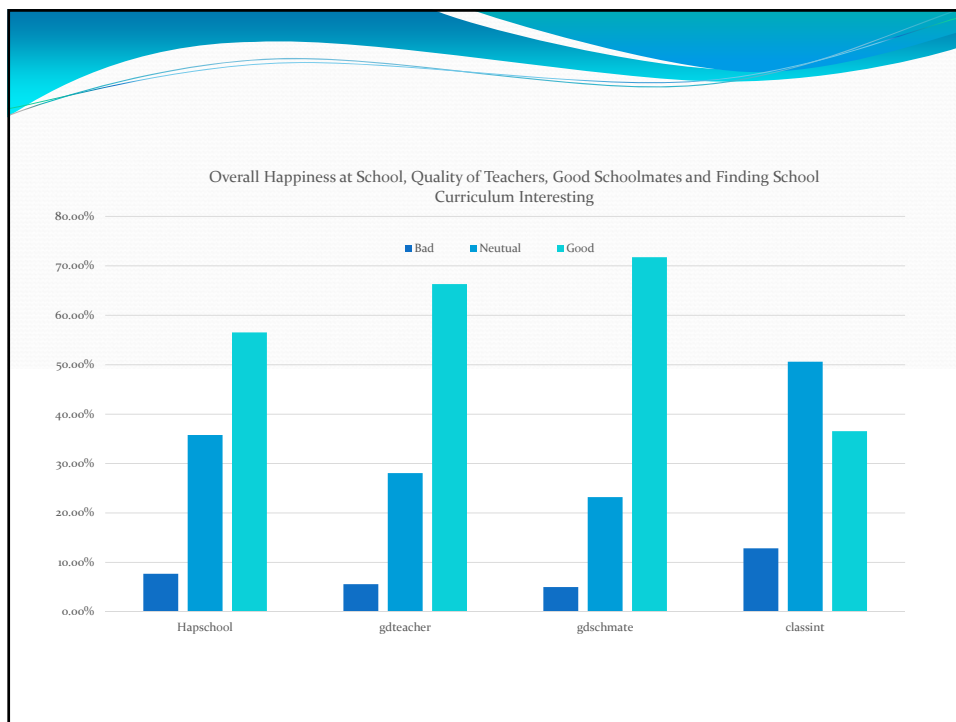
famdishar	Coef.	Std. Err.	t	P> t	[95% Conf. Interval]
disciper	.3228261	.0270505	11.93	0.000	.269705 .3759471
pindexschw	.1424417	.0305151	4.67	0.000	.082517 .2023664
pindexextact	.0037376	.0279998	0.13	0.894	-.0512476 .0587228
finwelloff	-.1333847	.025281	-5.28	0.000	-.1830309 -.0837386
sibdum	.0006488	.0464059	0.01	0.989	-.0904818 .0917793
age	.0241055	.0132619	1.82	0.070	-.0019378 .0501489
agegap	.0053594	.0032775	1.64	0.103	-.0010768 .0117957
pedu	-.0419841	.0429411	-0.98	0.329	-.1263107 .0423426
_cons	.6569541	.27298	2.41	0.016	.1208834 1.193025

## 有好同窗比有好老師重要

```
. reg hap gdteacher gdschmate classint
```

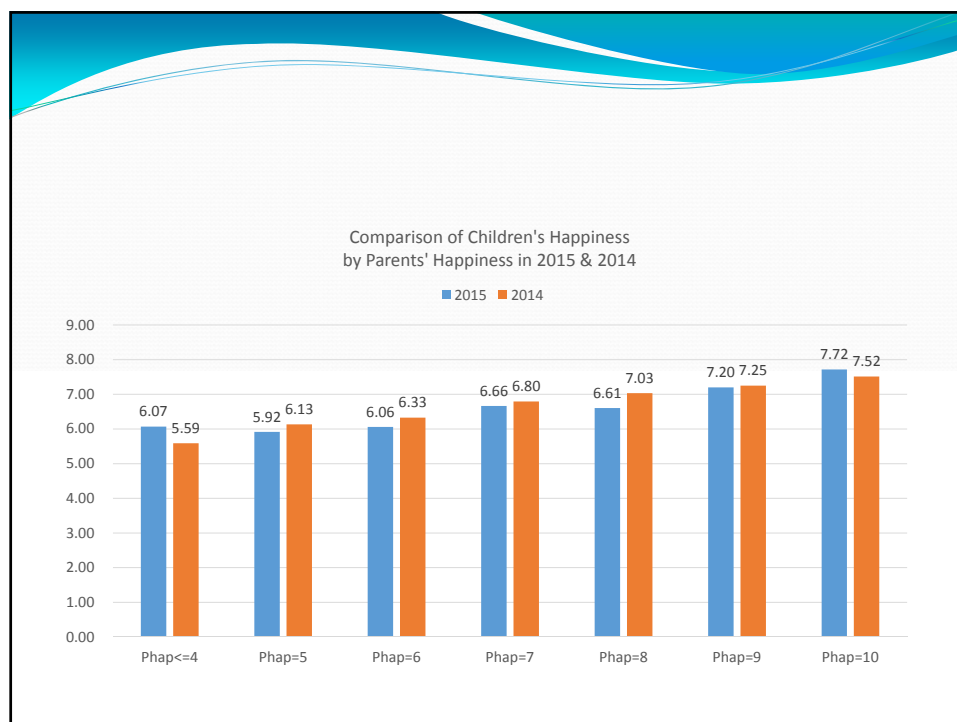
Source	SS	df	MS	Number of obs =	1048
Model	1165.01849	3	388.339498	F( 3, 1044) =	99.06
Residual	4092.67235	1044	3.92018424	Prob > F =	0.0000
Total	5257.69084	1047	5.02167224	R-squared =	0.2216
				Adj R-squared =	0.2193
				Root MSE =	1.9799

hap	Coef.	Std. Err.	t	P> t	[95% Conf. Interval]
gdteacher	.1683947	.0835299	2.02	0.044	.004489 .3323004
gdschmate	.6941507	.0757248	9.17	0.000	.5455605 .8427409
classint	.5996638	.0803451	7.46	0.000	.4420074 .7573201
_cons	1.167265	.3291359	3.55	0.000	.5214217 1.813108



```

. reg hap hapfam hapschool
.
.
.   Source |           SS          df           MS           Number of obs =    979
.   -----+-----
.   Model |    1677.10928           2     838.554639       F( 2, 976) = 262.83
.   Residual |    3113.96529         976     3.1905382       Prob > F      = 0.0000
.   -----+-----
.   Total |    4791.07457         978     4.89884925       R-squared     = 0.3500
.                                         Adj R-squared = 0.3487
.                                         Root MSE     = 1.7862
.
.-----+-----
.   hap |           Coef.   Std. Err.      t    P>|t|     [95% Conf. Interval]
.-----+-----
.   hapfam |   .7763503   .0600137    12.94  0.000   .6585795   .8941211
.   hapschool |   .9023204   .0659952    13.67  0.000   .7728116   1.031829
.   _cons |   .2665425   .2795779     0.95  0.341  - .2821004   .8151854
.-----+-----
    
```



```

. reg hap phap page age pfinwelloff male pedu

```

Source	SS	df	MS			
Model	235.132588	6	39.1887647	Number of obs =	703	
Residual	3243.76357	696	4.66057984	F( 6, 696) =	8.41	
Total	3478.89616	702	4.95569253	Prob > F =	0.0000	
				R-squared =	0.0676	
				Adj R-squared =	0.0596	
				Root MSE =	2.1588	

	hap	Coef.	Std. Err.	t	P> t	[95% Conf. Interval]
	phap	.2563509	.0477173	5.37	0.000	.1626637 .350038
	page	-.0062983	.0121635	-0.52	0.605	-.0301799 .0175833
	age	-.1473853	.0495966	-2.97	0.003	-.2447622 -.0500085
	pfinwelloff	-.0951967	.0990455	-0.96	0.337	-.2896605 .0992672
	male	-.3227674	.1678334	-1.92	0.055	-.6522879 .0067531
	pedu	.2547345	.1665232	1.53	0.127	-.0722135 .5816826

```

    . reg phap hap male age page pedu pfinwelloff pmale
  
```

Source	SS	df	MS	Number of obs = 1058		
Model	509.957014	7	72.851002	F( 7, 1050) = 26.86		
Residual	2847.97493	1050	2.71235708	Prob > F = 0.0000		
Total	3357.93195	1057	3.17685142	R-squared = 0.1519		
				Adj R-squared = 0.1462		
				Root MSE = 1.6469		

	phap	Coef.	Std. Err.	t	P> t	[95% Conf. Interval]
hap	.1276781	.0230826	5.53	0.000	.0823847	.1729714
male	.0879079	.1042936	0.84	0.399	-.1167397	.2925554
age	-.0790964	.0306723	-2.58	0.010	-.1392823	-.0189104
page	-.0101239	.0089073	-1.14	0.256	-.0276021	.0073543
pedu	.0075157	.1043268	0.07	0.943	-.197197	.2122284
pfinwelloff	.6815107	.0603362	11.30	0.000	.5631174	.7999041
pmale	.0974122	.1135046	0.86	0.391	-.1253094	.3201338

